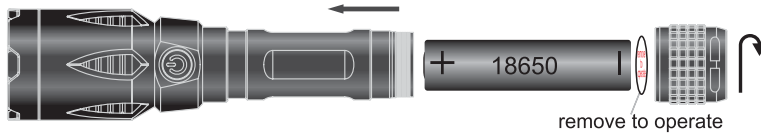


DORCY®

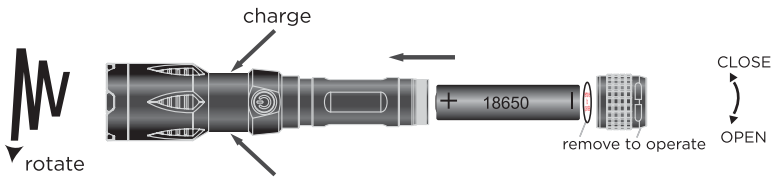
USB RECHARGEABLE POWERBANK FLASHLIGHT

41-4800 User Manual

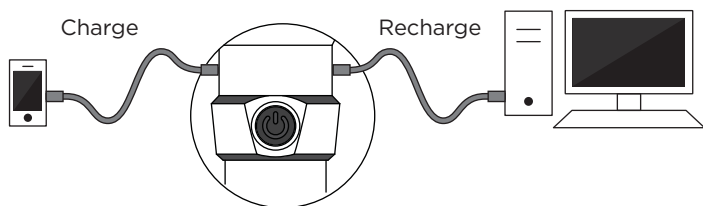
- Aircraft aluminum body, military type III hard anodizing finish to avoid easy scratch.
- Truespot® precision engineered TIR (Total Internal Reflection) patented optical technology and diffuser maximizes light output through reduction of internal photonic loss found in normal reflectors.
- Features CREE XM-L2 T6 LED, life time: 100000 hours.
- Operates with rechargeable 2250mAh 18650 Li-ion rechargeable battery with shortened resistant safety system.



- Functions: High mode 520 Lumens - Medium mode 250 Lumens - Low mode 60 Lumens - Flashing (hold button) - SOS (press button)
- Rotate head and pull to expose charging and discharging ports.
- Universal USB power bank cable and port featured to recharge cell phones, tablets and other smart devices.



- Rotate the head of the flashlight to expose the charging port.
- When charging your flashlight the switch will turn green and flash, this can take up to 3-4 hours with a wall charger and 5-6 hours with a computer.
- During normal operating the green light will start to dim when battery life is starting to get low. When the green light starts to flash you will need to recharge your flashlight soon.
- To charge other devices with your phone, rotate the head of the flashlight to expose the charging port. Press the switch and it should begin to glow red.
- Attach the device to the flashlight with your USB cord to begin charging.

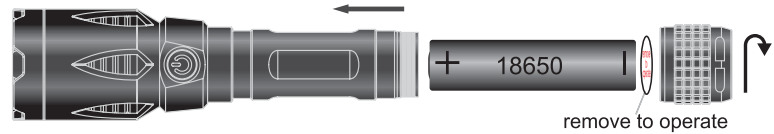


DORCY®

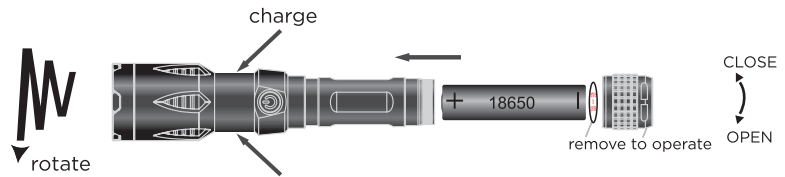
USB RECHARGEABLE POWERBANK FLASHLIGHT

41-4800 User Manual

- Aircraft aluminum body, military type III hard anodizing finish to avoid easy scratch.
- Truespot® precision engineered TIR (Total Internal Reflection) patented optical technology and diffuser maximizes light output through reduction of internal photonic loss found in normal reflectors.
- Features CREE XM-L2 T6 LED, life time: 100000 hours.
- Operates with rechargeable 2250mAh 18650 Li-ion rechargeable battery with shortened resistant safety system.



- Functions: High mode 520 Lumens - Medium mode 250 Lumens - Low mode 60 Lumens - Flashing (hold button) - SOS (press button)
- Rotate head and pull to expose charging and discharging ports.
- Universal USB power bank cable and port featured to recharge cell phones, tablets and other smart devices.



- Rotate the head of the flashlight to expose the charging port.
- When charging your flashlight the switch will turn green and flash, this can take up to 3-4 hours with a wall charger and 5-6 hours with a computer.
- During normal operating the green light will start to dim when battery life is starting to get low. When the green light starts to flash you will need to recharge your flashlight soon.
- To charge other devices with your phone, rotate the head of the flashlight to expose the charging port. Press the switch and it should begin to glow red.
- Attach the device to the flashlight with your USB cord to begin charging.

